

These instructions apply to all BerryAlloc Lacquered Parqwood Hydro floors.

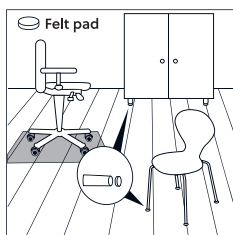
1. Protect

Thanks to their Ultimtec® varnished finish, BerryAlloc Parqwood Hydro floors are easy to maintain.

The surface of your Parqwood Hydro floor has been treated in our factory to prevent impurities and dust from penetrating into the wood.

To protect your floor, we recommend the following actions:

- Place a suitable doormat at your entrance(s) to absorb dirt and/or moisture. Sand and dirt can have the effect of "sandpaper" and may cause premature wear and tear or scratches.
- Place felt pads under the legs of chairs and tables to avoid scratches. Equip other furniture and heavy objects with felt pads for safe moving.
- Clear plastic mats must be used under office chairs with wheels.



N.B. : if a protective covering is required after the work is completed, it must be breathable and suitable for use on wooden flooring. A slight discoloration may also be observed, particularly under rugs or furniture. This is a natural reaction of the wood to UV rays. In this case, we recommend exposing the discoloured area to light so that the overall appearance evens out under the UV exposure.

Indoor temperature and relative air humidity

The BerryAlloc Parqwood Hydro is produced from wood material that reacts on changes in the indoor climate. The ideal indoor climate for a parquet floor is a relative humidity between 30 and 65 % and a temperature between 15 and 25 °C.

2. Clean

Once the installation is complete, the flooring may be covered in dust. Start by removing all the dust with a soft broom or vacuum cleaner. The floor can then be cleaned with a soft, damp microfiber cloth or mop (details below).

In very little time and with a minimum of effort you can enjoy a clean and beautiful floor for many years. Dry cleaning methods are recommended.

Lacquered Parqwood Hydro. care and maintenance.

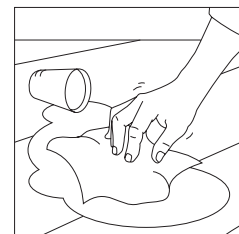



BERRY  ALLOC

For stains, we recommend using a soft microfiber cloth and lukewarm water. If you add cleaning products to the water, always choose a synthetic detergent. Organic detergents will form a thin, greasy film on the surface, which will leave footprints on the floor.

Please use BerryAlloc **Parquet Cleaner** (63002726 / 63002745), a cleaning agent that degreases, cleans, and leaves surfaces spotless and streak-free. It will also help restore the appearance of Parqwood Hydro.




Avoid using excessive amounts of water. Spilled water or any other liquid must be wiped up immediately; particular care should be taken when installing BerryAlloc Parqwood Hydro in wet room (kitchen, bathroom, ...).



Daily dry cleaning

For everyday cleaning, we recommend using a soft broom, a vacuum cleaner with a special parquet brush, or a dust cloth. Microfiber cloths are an ideal solution.



Regular wet cleaning (max. 1x per week)

After dusting, BerryAlloc Parqwood Hydro can be cleaned with a microfiber mop, water, and Parquet Cleaner (shake well before use and dry the cap after opening). Apply the mixture to the floor (a small area at a time) using a microfiber cloth or mop, or a spray bottle (the mixture must cover the surface, even when spraying). Clean the floor lengthwise along the planks using a microfiber cloth or mop. Rinse the cloth/mop in a fresh bucket of warm water. No further treatment is required.

If the floor has bevels, these must be properly cleaned and dried. Do not use any sharp utensils to clean the joints and bevels. Entretien occasionnel.

Use **Rénovateur Métallisant BerryAlloc** (63002727 / 63002746): it forms a protective film that provides additional protection and long-lasting enhancement to lacquered Parqwood Hydro floors with a satin or matte finish. It also provides extra protection to bevelled edges. Apply during the initial treatment or as needed and used.



The Parqwood Hydro must be dry, clean, and free of grease. First, use BerryAlloc Parquet Cleaner with a non-dripping cloth.

Apply à **BerryAlloc Rénovateur Métallisant** in 1 or 2 coats with a microfiber mop, sponge mop, or well-wrung cloth. Allow 1 hour of drying time between coats.

Deep cleaning

Use à **Blanchon Décapant Dégraissant**: it allows for intensive cleaning, eliminating stains that resist regular cleaners: black marks, grease build-up.

Use every 5 to 10 applications of Rénovateur Métallisant BerryAlloc to remove its old layers.

Dilute with water :

- **Intensive cleaning:** dilute 2 glasses (5-10%) in 5 L of hot water, wash with a brush, then rinse twice with clean water;
- **Metallization stripping:** dilute 4 glasses (10-20%) in 5 L of hot water, wash with a brush, then rinse twice with clean water.

Use a microfiber mop or a well-wrung mop, pick up dirt by vacuuming or wiping with a squeegee and then with a microfiber cloth.

Precautions to be observed :

- Never perform wet cleaning on a dusty Parqwood Hydro floor (especially dust from sanding plasterboard);
- Never use steam cleaners on Parqwood Hydro Berry Alloc flooring;
- Never use highly concentrated soapy solutions on the lacquered Parqwood Hydro BerryAlloc (this will form a greasy film on the surface);
- Do not use multi-surface detergents; they leave a thin, greasy film on the surface, making footprints visible. We recommend only synthetic detergents.
- Do not use ammonia-based detergents or detergents with a basic pH (> 7);
- Do not wax, varnish or polish the floor.

3. Stains / damage repair

Stubborn stains can be cleaned as shown in the table below:

Stain	Remove with
Fruits, fruit juice, beverages, coffee, tea, milk, blood, urine	Clean cloth, sponge or mop, rinsed in water and thoroughly wrung out (add BerryAlloc Parquet Cleaner if necessary)
Chocolate, wax, greases, oils	Damp cloth, sponge or mop with BerryAlloc Parquet Cleaner
Printing and pen ink, shoe polish, tar	Denatured alcohol
Parquet glue	Before drying: with BerryAlloc Wipes (9310-0023) After drying: scarpe thoroughly with a plastic scarper

Lacquered Parqwood Hydro. care and maintenance.

BERRY  ALLOC

Never use steel wool or other abrasive cleaning methods on a BerryAlloc Parqwood Hydro floor.

Damages such as tears and cuts in the surface can be repaired with a wooden flooring repair kit (especially when used in a wet room). Seriously damaged floorboards should be completely replaced.

4. Warranty

By following the above instructions, you will extend the longevity of your Parqwood Hydro and ensure the validity of the warranty. We refer to our warranty conditions or warranty policy for more info.

parqwood hydro.